



*Model B123/CU-6SP/TR embedded mount contour contemporary bench with blue powder coat frames, 6 ft. long with red thermo-plastic coated cut steel plate seat.*

- **Permanent embedded installation**
- **Contemporary design with comfortable seating and armrests**
- **Designed to be stronger and more stable with a simple, clean style**
- **Sturdy, formed and welded steel frame construction**
- **Powder coated finish on steel frames**
- **Thermo-plastic coating heat fused to cut steel seat for durability**
- **Thermo-plastic coating formulated with U.V. stabilizers for ultraviolet protection**

#### **SPECIFICATIONS:**

- **Model B123** end frames are one-piece, welded construction with a seat bracket of 2-1/2" x 2-1/2" x 1/4" steel angle, and a 2.375" (2-3/8") O.D. post to meet 2" nominal steel pipe size specifications. Bench leg is designed to be permanently embedded in concrete footings.
- The bolt-on armrests are formed and welded 7 ga. steel plate powder coated to match the bench frames.
- **Model B123-4** is a nominal 4 ft. in length.
- **Model B123-6** is a nominal 6 ft. in length.
- **Model B123-8** is a nominal 8 ft. in length.
- All fasteners are provided for assembly.
- **Standard:** All steel frame components and armrests are powder coated black (indicated by "/CB" in model no., e.g. B123/CB-4SP/TW) after fabrication.
- Bench seat is a one-piece welded construction, fabricated from a 10 ga. cut steel surface welded to 7 ga. end plates. Seat edges have a 1-13/16" radius roll to form a smooth curved outer edge of seat.
- **Standard:** All steel surfaces of the seat are covered with a thermo-plastic coating in a Brown color (indicated by "/TW" in model no., e.g. B123/CB-4SP/TW). The UV-stabilized thermo-plastic coating is applied in a multi step process of material preparation and finish application designed to permanently heat fuse and bond the finish to the steel. The thermo-plastic polyethylene finish is impact resistant, does not support mold or mildew, and the textured matte surface is less susceptible to marring and scuffing.
- **Optional:** Color choices of powder coat frame finish. For optional colors choices see Specification Bulletin #SPC-CO-001.
- **Optional:** Color choices of thermo-plastic coated steel seat components. For optional colors choices see Specification Bulletin #SPC-CO-001.

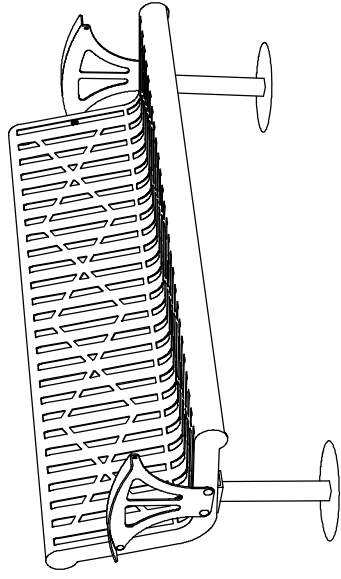
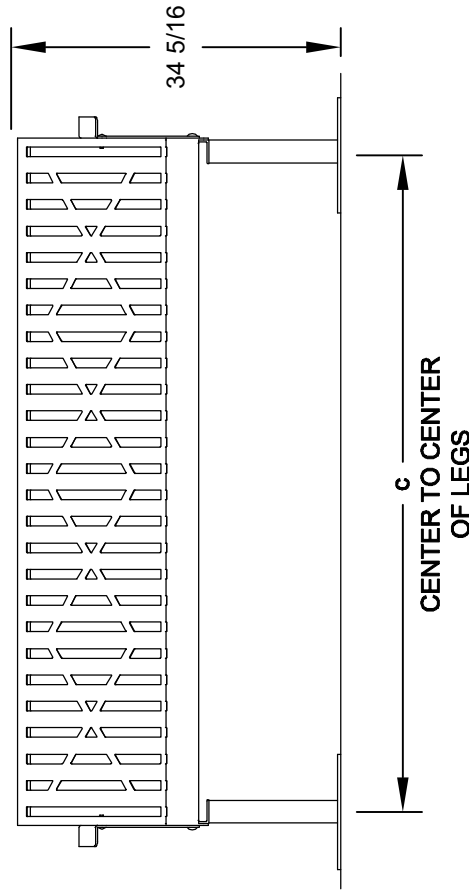
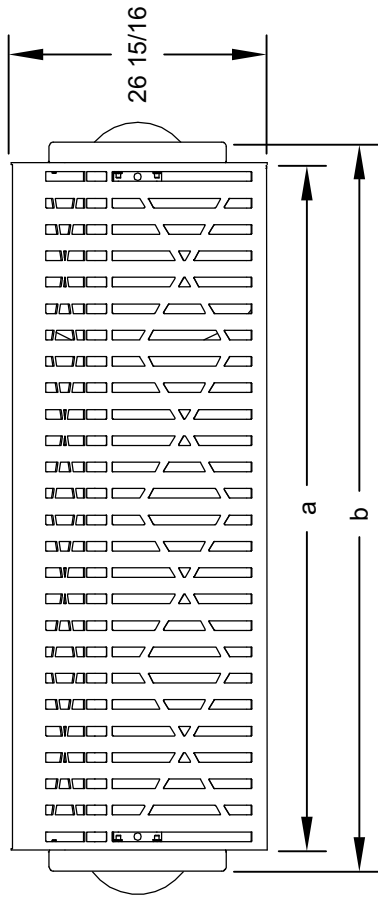
#### **AVAILABLE OPTIONS**

- **4', 6', or 8' lengths**
- **Choice of colors of Powder Coat Finish on steel frame components**
- **Choice of colors of Thermo-plastic Coating on seat**

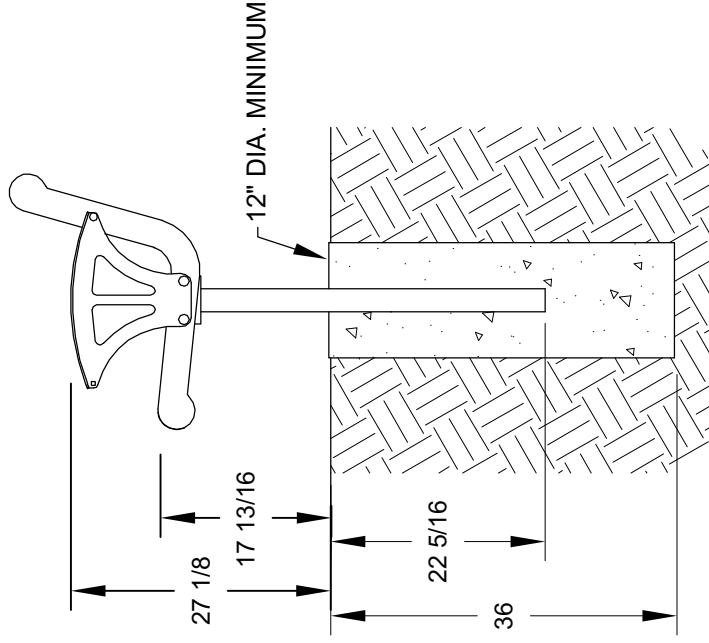
**RJ Thomas Mfg. Co., Inc.**

PO Box 946 • Cherokee, IA 51012-0946 • PH: 712-225-5115 • 800-762-5002 • FAX: 712-225-5796  
E-mail: pilotrock@rjthomas.com • Web Site: <http://www.pilotrock.com>

© 2008 RJ Thomas Mfg. Co., Inc. PILOT ROCK® Park Products is a registered trademark of RJ Thomas Mfg. Co., Inc.



MODEL	DIMENSION		
	a	b	c
B123-4	47 3/8	51 3/4	44 3/8
B123-6	71 3/8	75 3/4	68 3/8
B123-8	95 3/8	99 3/4	92 3/8



ALL DIMENSIONS IN INCHES

**RJ Thomas Mfg. Co., Inc.**  
P.O. Box 946 • Cherokee, IA 51012-0946

DRAWN BY  
**WWM**

TITLE MODEL B123 4, 6, AND 8 FOOT EMBEDDED MOUNT CONTEMPORARY BENCH  
WITH CONTOUR THERMO-PLASTIC COATED CUT STEEL PLATE SEAT

DATE 4-26-10

DWG. NO.

**AI-1938**